

Google Scholar



Crossref doi

scopus

Impact factor 6.2

# Geoscience Journal

ISSN:1000-8527

## Indexing:

» Scopus

» Google Scholar

» DOI, Zenodo

» Open Access



[www.geoscience.ac](http://www.geoscience.ac)



Registered

## An Approach to Predict Nifty Index price using LSTM

Dr. Pankaj K. Bharne

Assistant Professor CSE,  
SSGMCE Shegaon

**Abstract:** Anticipating securities exchange precisely has dependably charmed the market analysts. During the previous couple of decades different AI strategies have been connected to ponder the very stochastic nature of financial exchange by catching and utilizing dull examples. Stock exercises evaluating are an intense interest for stock clients. This stock evaluating is a testing issue. Henceforth, we should a need to create application that is able to precisely foresee bearings of stock value movement. Forecasting and anticipating the patterns of market is the most critical utilizations of securities exchange. It likewise reveals the future market conduct which dependably encourages the speculators to comprehend when and what stocks can be obtained for the development of their venture. For this reasons, a considerable lot of the explores have been done as such far in the territory of investigating the financial exchange utilizing information mining.

**Keywords:** Artificial Neural Networks (ANNs); Stock Market; Prediction, LSTM, Nifty Index

### 1. INTRODUCTION

A securities exchange is the market that individuals use to exchange (= purchase and sell) shares, which resemble little bits of the organization that an individual can possess. The estimation of the offer relies upon what number of individuals need to get it and what number of individuals are offering it. If numerous individuals need to purchase a stock, the cost will go up. On the off chance that there are a larger number of venders than purchasers, the cost will go down. People as a rule exchange partakes in stocks through an intermediary. A dealer or stockbroker is an individual who purchases or sells stocks for their clients on the securities exchange. An intermediary can likewise enable clients to use sound judgment in stocks.

Most agents have proposals for a large portion of the stocks, in light of the data about organizations and what is normal from them. Agents as a rule prescribe clients to BUY, HOLD or SELL. In time arrangement expectation the assignment is to estimate the following quality (values) in an informational index. There are a few fields in which time arrangement expectation is of focal significance, for example meteorology, topography, account, and macroeconomics. Normally in those fields, there exists no precise models of the framework, and thusly the arrangement are examined from a phenomenological, show free perspective. In the physical sciences, where models are normal, the utilization of without model time arrangement expectation is less normal. Counterfeit neural systems (ANNs) are regularly utilized for time arrangement forecast as a result of their capacity to construct their own interior models.

Exchange financial exchanges implies the exchange for cash of a stock or security from a dealer to a purchaser. This requires these two gatherings to concede to a cost. Values (stocks or offers) present a possession enthusiasm for a specific organization. Members in the securities exchange extend from little individual stock financial specialists to bigger dealer speculators, who can be based anyplace on the planet, and may incorporate banks, insurance agencies, annuity assets and flexible investments. Their purchase or sell requests might be executed for

their sake by a stock trade dealer.

Securities exchange expectation is the demonstration of attempting to decide the future estimation of an organization stock or other money related instrument exchanged on a trade. The fruitful forecast of a stock's future cost could return critical benefit. The proficient market speculation recommends that stock costs mirror all at present accessible data and any value changes that are not founded on recently uncovered data accordingly are naturally unusual. Others differ and those with this perspective have horde strategies and innovations which purportedly enable them to increase future cost data.

## 2. LITERATURE SURVEY

Vaibhav V. Thutte and et al [1] states that the occasion of stock trade forecast is especially intense and sketched out purposes for it, some of them are exceptional change in financial and lawful changes, absence of specialized information, absence of mastery and so on further they built up a framework utilizing ANN to foresee stock trade esteems for following day.

Manjul Saini and A.K. Singh [2] sketched out reasons how ANN offers subjective techniques for business, monetary and medicinal frameworks that no other customary strategy can give. Further expresses that the Neural Network apparatuses are capable to increase its proficiency, versatility, adequacy to anticipate, characterize the concealed information. Manjul and et al centers around the Advanced Backpropagation calculation learning technique which looks to limit the blunder term between the yield of the neural net and the genuine wanted yield esteem. The procedure is rehashed until the blunder achieves a base esteem.

Sneha Soni is Surveys on going writing in the space of AI systems and computerized reasoning used to anticipate financial exchange developments in her paper "Uses of ANNs in Stock Market Prediction: A Survey" [3]. Counterfeit Neural Networks (ANNs) are distinguished to be the predominant AI method in financial exchange expectation area. She further studies how Different securities exchange parameter are utilized for example development of SET record, basic investigation, shutting estimation of the list, moving normal hybrid sources of info, stock offer esteem, every day returns of stock and numerous others for break down securities exchange expectation.

Mruga Gurjar and et al train the ANN display by utilizing recorded stock information [4]. Highlights, for example, stochastic marker, moving midpoints, RSI are extricated from the verifiable stock information. The dataset is then separated into preparing and testing sets which are utilized for preparing and testing the precision of the ANN demonstrate. The anticipated stock costs help speculators settle on brilliant venture choices.

Abid Shaikh et al. [5] directed tests on datasets and infer that the prescient examples created utilizing the information mining system can foresee stock costs developments on the following day. Anyway it was additionally discovered that these principles must be connected when the

MahbubAlam and et al [6] propose a model built utilizing the closest neighbor calculation, whose principle establishment lies behind the way that stock occasion/information mirrors its own conduct along the time range.

RaduIacomin created another calculation on anticipating the securities exchanges [7]. PCASVM was executed to both wipe out the bogus expectations and to figure out what highlights are important. For the GASVM calculation the Rate of Recognition, ROR, that checks the covering purchasing or selling focuses, is 55%, implying that just this measure of choices will create benefit. While for PCASVM calculation, which has a somewhat expanded ROR of 68%.

In paper [8], RohitChoudhry, and KumkumGargproposed a half and half GA-SVM framework for anticipating the future heading of stock costs. A lot of specialized pointers, acquired from the stock to be anticipated, and furthermore from the stocks showing high relationship with that stock were utilized as info highlights. The outcomes demonstrated that the relationship idea and the GA helped in improving the execution of the SVM framework essentially.

In paper [9], an endeavor was made by A.Subashini and et al to figure the securities exchange costs of the APPLE stock by building up an expectation show dependent on specialized examination of authentic time arrangement information and information mining techniques. The capability of the ARIMA demonstrate in discovering future stock value records which will empower stock merchants/financial specialists to make gainful speculation is huge. The just disadvantage of this model when contrasted with its rivals is the propensity to register the mean of the chronicled information as gauge with regards to long haul prediction. Thus it isn't fitting to utilize this model for long haul estimating of stock value lists.

Dr. P. K. Sahooand et al researches to anticipate the stock costs utilizing auto backward modelin paper [10]. The auto relapse show is utilized in light of its straightforwardness and wide adequacy. We have additionally led an investigation on the adequacy of auto backward model. The Moore and Penrose strategy is utilized to appraise the coefficients of the relapse condition. We have additionally examined exactness of the expectation by contrasting the anticipated qualities and the real qualities over some stretch of time.

R. LakshmanNaik and et al [11] gathered that the period of gainful trading rules for securities trade adventures is a troublesome errand yet refreshing issue. First stage is organizing the slanted course of the expense for BSE record (India cements stock esteem document (ICSPI)) destinies with a couple of particular markers using man-made intellectual competence techniques. Likewise, second stage is mining the trading precepts to chose conflict among the yields of the principle arrange using the development learning. We have found trading rule which would have yield the most raised return over a particular timespan using undeniable data. These premise results suggest that innate figurings are promising model returns most amazing advantage than other equal models and buy and-move framework. Preliminary delayed consequences of buying

and moving of trading rules were amazing.

The Stock market forecaster's centre around working up a powerful method to manage foresees stock expenses. The essential arrangement to powerful securities trade desire isn't simply achieving best results yet furthermore to restrain the off course check of stock expenses. This paper tries to design and complete an insightful system for coordinating budgetary trade hypothesis. The interest of our approach is the mix of both sensexcenters and Really Simple Syndication (RSS) channels for convincing conjecture. Our case is that the end examination of RSS news channels influences monetary trade regards. From this time forward RSS news channel data are assembled close by the money related trade adventure data for a time period. Using our figuring for supposition examination, the association between's the monetary trade regards and emotions in RSS news sources are developed. This readied model is used for figure of monetary trade rates. In our preliminary inspect the budgetary trade expenses and RSS news channels are accumulated for the association ARBK from Amman Stock Exchange (ASE). Our exploratory examination has exhibited an improvement of 14.43% accuracy desire, when differentiated and the standard computation of ID3, C4.5 and moving typical stock measurement pointer. [12]

Predicting money related trade definitely has reliably intrigued the market analysts. During the past couple of decades distinctive AI systems have been associated with ponder the exceedingly stochastic nature of securities trade by getting and using dull patterns. Different associations use different examination gadgets for foreseeing and the standard point is the precision with which they envision which set of stocks would restore the best proportion of advantage. This paper gives a brief introduction to various techniques used for desire so it is straightforward for buyer/merchant to pick. [13]

### 3. PROPOSED SYSTEM

There are many different types of data structures like stacks, lists, queues, linked-lists, dictionaries, and more which are chosen depending on the process to be modeled. Historical stock data can be downloaded from the finance sections of popular website [www.yahoo.com](http://www.yahoo.com) in the form of .csv format file, which stands for comma separated values. The .csv file's date range can be specified prior to downloading, and the file contains the date, open, high, low, close, volume, and adjusted close in columns. To perform one testing cycle, .csv format file for training, validation, and testing need to be downloaded and must be temporally independent.

In this research work, the training set represents all available data from the stock's start from January 2020 to March 2021. Out of this data set, the seventy percentages of data values as training set, which is a set for optimizing the parameter selection process also twenty percentages for test set and finally the validation set is taken as ten percentage of the data set available. The open, high, low, close, and volume are parsed into their own lists. Before the five lists are transformed into a training set, the individual lists are linearly scaled.

After download the prices from the Yahoo Finance web services, the programming code will save the historical prices into the pricing info as Data Frame. As a first step of processing, the index of the Data Frame is change from 'dates' to 'timeline' which is an integer index. The reason is that it is easier for processing, since the dates correspond to trading dates, and are not sequential, they do not include weekends or holidays,

Min-Max Scaling takes a feature's interval, [min, max], and scales it into a new interval, [new\_min, new\_max]. The sigmoidal and hyperbolic tangent functions have specific ranges, and typically, a feature is scaled so that it lies within [0, 1] or [-1, 1]. The minimum and maximum values used for linear scaling come from the training .csv format file.

Diverse securities exchange parameters are utilized for break down financial exchange expectation are as per the following:

SET list: The SET Index is a composite financial exchange list which is determined from the costs of every single basic stock on the principle leading body of the Stock Exchange, with the exception of stocks that have been suspended for over one year.

Basic analysis: Fundamental examination of stocks is a method which is useful in settling on speculation choices. Its fundamental significance lies in deciding the inherent estimation of a security. It would then be able to be contrasted with the current stock cost and decided whether the stock is exaggerated or underestimated.

Shutting estimation of the index: "Closing cost" for the most part alludes to the last cost at which a stock trades amid an ordinary exchanging session. For some U.S. markets, ordinary exchanging sessions keep running from 9:30 a.m. to 4:00 p.m.

Moving normal hybrid inputs: The most fundamental kind of hybrid is the point at which the cost of an advantage moves from one side of a moving normal and closes on the other. Value hybrids are utilized by merchants to distinguish moves in force and can be utilized as an essential passage or leave methodology.

Stock offer esteem: An offer cost is the cost of a solitary offer of various saleable loads of an organization, subordinate or other money related resource. In layman's terms, the stock cost is the most astounding sum somebody is eager to pay for the stock, or the least sum that it very well may be purchased for.

### 3.1 LSTM

A type of recurrent neural network is long-term memory. RNN utilize the output from the forgoing stage as the input for the following stage. Hochreiter and Schmidhuber created the LSTM. It solved the issue of RNN's dependence on long-term memory, which prevents it from predicting words that have been stored there. RNN encounters difficulties operating as the distance increases. LSTM data can frequently be preserved for a longer duration. It is used for time series analysis, forecasting, and classification.

Long Short-Term Memory (LSTM), a form of recurrent neural network (RNN), is capable of processing time series, voice, and other sequential inputs. Because LSTM networks can recognise long-term dependencies in sequential data, they are excellent for applications like language



### 3.2 ANN

ANN is a numerical model that has been propelled by the creature sensory system comprising of neurons and the manner in which data is gone from all aspects of human body to the mind. Data as certain information esteems is sustained into the system (interconnection between neurons).Based on explicit capacity utilized at each layer and the info esteem the yield can be assessed.

It has three kinds of layers:-

- The input layer gets the qualities on which the calculation must be finished. These are the distinctive estimations of the tuples in the dataset.
- In the concealed layer the calculations are done as the qualities are gone through each dimension. The quantity of shrouded layers may fluctuate in various models and applications.
- In the yield layer we get the estimation of the parameter after have been prepared and processed by specific activation work as indicated by the application for which it is structured. It might be a numeric, double or a straight out esteem.

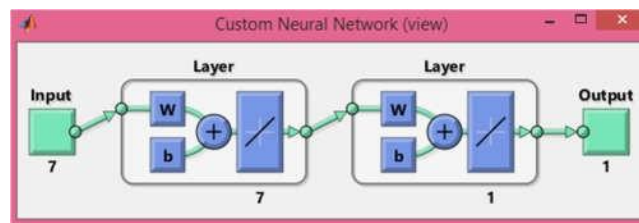


figure 1. Neural Network to for prediction

ANN has discovered its application in grouping, mechanical technology, relapse, time arrangement assessment and some more. Learning is finished by computing the mean square blunder for each consequent perception and a model is picked that has the least mistake and high prescient power.

### 3.3 EXPLORATORY VISUALIZATION

Exploratory visualization is the process that involves a discipline expert creating maps and other graphics while dealing with relatively unknown geographic data. These maps are generally for a single purpose, and function as an expedient in the expert's attempt to solve a (geo) problem. While dealing with the data, the expert should be able to rely on cartographic expertise, which allows her or him to look at the data

from different perspectives to create a fresh view on the data. As such, the maps and graphics, which should be available in an interactive viewing environment, stimulate the visual thinking of the expert and should support (spatial) decision making.

Therefore, to explore the historical pricing there are two functions defined: The first plotting function will show the learning data frame. This data frame that will be used to store all "workspace" data, i.e. dates, indexes, prices, predictions of multiple algorithms. And second plotting function is prediction by

learning data frame with the pricing parameter. The vertical line which marks the end of the "training" period at a "cutoff" date, after which, a prediction by the various algorithms will be made, i.e. it shows the testing period

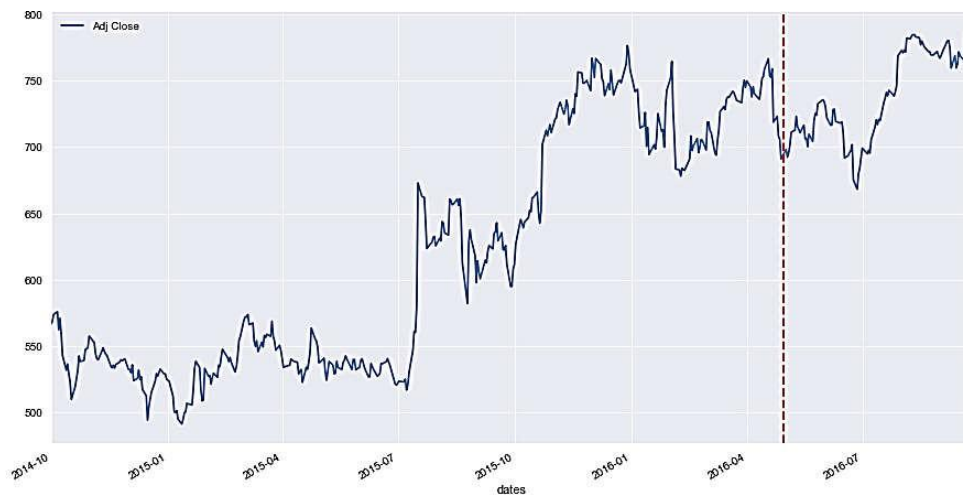


Fig: 2.: Training and Testing period with relationship in between Adjacent Close price and Date.

## 4. RESULT AND CONCLUSION

From the consideration of all the above result and analysis points, We conclude that Stock price forecasting is a popular and important topic in financial and academic studies. Share Market is an untidy place for predicting since there are no significant rules to estimate or predict the price of share in the share market. Many methods like technical analysis, fundamental analysis, time series analysis and statistical analysis, etc. are all used to attempt to predict the price in the share market but none of these methods are proved as a consistently acceptable prediction tool. For the stock exchange prediction using ANN, we have used database from yahoo finance webservice. And the result is given as below.

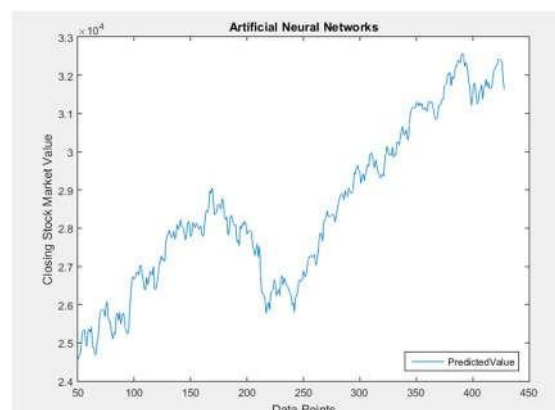


Figure 2. Result of ANN algorithm

Anticipating the securities exchange cost is exceptionally well known among financial specialists as speculators need to know the arrival that they will get for their ventures. Generally the specialized experts and intermediaries used to foresee the stock costs dependent on chronicled costs, volumes, value designs and the essential patterns. Today the stock value expectation has turned out to be mind boggling than before as stock costs are influenced because of organization's money related status as well as due



from the offer market is constantly unsure and equivocalness in nature thus conventional procedures won't give precise expectation. A ton explore has been made around there and progressed insightful procedures going from unadulterated numerical models and master frameworks to neural systems have likewise been proposed by numerous budgetary exchanging frameworks for stock value expectation.

## 5. REFERENCES

- [1] Vaibhav V.Thutte1; Prof.P.T.Talole2; AkshayB.Jadhav3; BhagyashriM.Parihar, “A Review on Stock Market Prediction Using Artificial Neural Networks”, International Journal Of Current Engineering And Scientific Research (IJCESR)ISSN (PRINT): 2393-8374, (ONLINE): 2394-0697, VOLUME-5, ISSUE-4, 2018
- [2] ManjulSaini,A.K.Singh, “Forecasting Stock Exchange Market and Weather Using Soft Computing”, International Journal of Advanced Research in Computer Science and Software Engineering Research Paper Volume 4, Issue 5, May 2014 ISSN: 2277 128X
- [3] SnehaSoni, “Applications of ANNs in Stock Market Prediction: A Survey” International Journal of Computer Science & Engineering Technology (IJCSET)Vol. 2 No. 3 71
- [4] Mruga Gurjar1 , Parth Naik2 , Gururaj Mujumdar3 , Prof. TejaswitaVaidya, “Stock Market Prediction Using ANN”, International Research Journal of Engineering and Technology (IRJET) e-ISSN: 2395-0056 Volume: 05 Issue: 03 | Mar-2018 www.irjet.net p-ISSN: 2395-0072
- [5] Prof. AbidShaikh, TawarePritam, PangulAnkita, WaghShital, TikhePooja“Stock Exchange Market Prediction” International Journal of Advances in Computer Science and Technology, Volume 3, No.5, May 2014
- [6] MahbubAlam, Asadullah AI Galib, Rashedur M Rahman, “Algorithms to Predict Opening Price and Trading Decision of Stocks in Dhaka Stock Exchange” Proceedings of 14th International Conference on Computer and Information Technology (ICCIT 2011) 22-24 December, 2011, Dhaka, Bangladesh
- [7] RaduIacomin“Stock Market Prediction”, 2015 19th International Conference on System Theory, Control and Computing (ICSTCC), October 14-16, CheileGradistei, Romania
- [8] RohitChoudhry, and KumkumGarg“A Hybrid Machine Learning System for Stock Market Forecasting” World Academy of Science, Engineering and Technology International Journal of Computer and Information Engineering Vol:2, No:3, 2008
- [9] Subashini, Dr. M. Karthikeyan, “Forecasting on Stock Market Time Series Data Using Data Mining Techniques”, International Journal of Engineering Science Invention (IJESI) PP. 06-13 One Day National Conference on “Internet Of Things - The Current Trend In Connected World” 6 | Page NCIOT-2018
- [10] Dr. P. K. Sahoo, Mr. Krishna charlapally“Stock Price Prediction Using Regression Analysis” International Journal of Scientific & Engineering Research, Volume 6, Issue 3, March-2015 ISSN 2229-5518
- [11] R. LakshmanNaik, D. Ramesh, B. Manjula, Dr. A. Govardhan, “Prediction of Stock Market Index Using Genetic Algorithm” Computer Engineering and Intelligent Systems www.iiste.org ISSN 2222-1719 (Paper) ISSN 2222-2863 (Online) Vol 3, No.7, 2012 162
- [12] ShriBharathi Angelina Geetha, “Sentiment Analysis for Effective Stock Market Prediction”, International Journal of Intelligent Engineering and Systems, Vol.10, No.3, 2017

- [13] Mrityunjay Sharma, “Survey on Stock Market Prediction and Performance Analysis”, International Journal of Advanced Research in Computer Engineering & Technology (IJARCET) Volume 3, Issue 1, January 2014.